

ST PAUL'S JUNIOR JAPANESE SELF-DIRECTED LEARNING PROGRAM (YEARS 3-6)

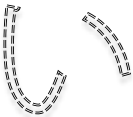


AIUEO HIRAGANA MODULE 1

なまえ： _____ くみ： _____

Yellow Belt Step 1: Strategy- Repetition by Writing Task 1 of 10 PAGE 1

Instructions: Look at the stroke numbers and arrows. Trace the Hiragana and then fill in the boxes with your own Hiragana writing. Take special care to follow the stroke-order.

HIRAGANA : A あ I い U う E え O お











A (Ah) 3 Strokes A is for Aka							
i (ee) 2 Strokes I is for In the Igloo							
U (Ooh) 2 Strokes U is for Unagi (EEL)							
E (eh) 2 Strokes E is for Exercise							
O (oh) 3 Strokes O is for Ollie the Ox							









TEACHER CHECK: Signature _____ Date: 月 日

Yellow Belt Step 1: Strategy- Stories & Pictures for Memorisation

PAGE 2

Instructions: Cut out the Hiragana and stick it in the Hiragana Column. Cut out the pictures and put them in the Picture Column to match the Hiragana. The first has been done for you.

	Hiragana Column	Picture Column	
A			あ is for 'Artistic Acrobat'
I			い is for 'Inside the Igloo'
U			う is for 'Ooh! An Unagi'
E			え is for 'Everyone loves Exercise'
O			お is for 'Ollie the Ox'

TEACHER CHECK: Signature _____ Date: 月 日

PAGE 3

HIRAGANA A (ah) 3 Strokes	LOOK, SAY, WRITE	LOOK, COVER, WRITE	CHECK (Tick it or write it again)
あ			
あ			
あ			
あ			
あ			
あ			
あ			

Yellow Belt Step 1: Strategy- Look, Say, Write, Cover, Check PAGE 4

[illegible]

Yellow Belt Step 1: Strategy- Look, Say, Write, Cover, Check PAGE 5

[illegible]

[illegible]

Yellow Belt Step 1: Strategy- Look, Say, Write, Cover, Check

PAGE 7

HIRAGANA O (oh) 3 Strokes	LOOK, SAY, WRITE	LOOK, COVER, WRITE	CHECK (Tick it or write it again)
お	お		
お	お		
お	お		
お	お		
お	お		
お	お		
お	お		

TEACHER CHECK: Signature _____ Date: 月 日

Yellow Belt Step 1: Strategy- Games to assist memorisation PAGE 8

Match the romaji to its hiragana

U	え
O	お
A	い
E	う
I	あ

Shade the hiragana boxes according to the coding below

What do you see? ANSWER: _____

あ=BLACK い=RED う=ORANGE え=BLUE お=GREEN

お	お	お	お	あ	あ	あ	あ	あ	お	お	お	お
お	お	お	あ	か	き	く	け	こ	あ	お	お	お
お	お	あ	さ	し	つ	て	と	な	に	あ	お	お
お	あ	ぬ	ね	え	え	の	え	え	は	ひ	あ	お
あ	ふ	へ	ほ	え	え	ま	え	え	み	む	め	あ
あ	も	や	ゆ	よ	ら	り	る	れ	ろ	わ	を	あ
あ	て	つ	し	さ	こ	う	け	く	き	か	ん	あ
あ	と	な	に	ぬ	う	ね	の	は	ひ	ふ	へ	あ
あ	ゆ	や	も	め	う	う	う	む	み	ま	ほ	あ
あ	よ	い	ら	り	る	れ	ろ	わ	を	い	ん	あ
あ	せ	す	い	し	さ	こ	け	く	い	き	か	あ
あ	そ	な	に	い	い	い	い	い	ぬ	ね	の	あ
お	あ	め	む	み	ま	ほ	へ	ふ	ひ	は	あ	お
お	お	あ	も	や	ゆ	よ	ら	り	る	あ	お	お
お	お	お	あ	ん	を	わ	ろ	れ	あ	お	お	お
お	お	お	お	あ	あ	あ	あ	あ	お	お	お	お

TEACHER CHECK: Signature _____ Date: 月 日

Yellow Belt Step 1: Strategy- Read aloud for feedback PAGE 9

Practise by reading each Hiragana line below. Use a timer or stopwatch to see how fast you can read the whole page. When you're ready, ask your teacher if you can read it to him/her for feedback.

1. う 2. い 3. お 4. あ 5. え

6. え 7. う 8. あ 9. お 10. い

11. あ 12. い 13. う 14. お 15. え

TEACHER CHECK: Signature _____ Date: 月 日

Yellow Belt Step 1: Strategy- Hands-on Tasks PAGE 10

PART A: Floor Games: Go to the AIUEO Games Container and play one game with a partner or two. You have 20 minutes.

***Check with your teacher to start your time count down.**

You have the choice of :

Hiragana Match (2 Players)

- Place all of the cards face down in front of both of you.
- Match the Hiragana with the Romaji by turning over 2 cards at a time.
- If you match a pair e.g. A & あ then you keep that pair. You then get to have another go.
- If you don't get a match, turn the cards back over and let your partner have a turn.
- Play until all of the cards are matched.

Hiragana Swat (3 Players) 2 Players are Competitors, 3rd Player is the Judge

- Place all of the cards face down in front of both of you.
- The Judge calls out one of the Hiragana cards and the first player to swat it with the fly swat, wins the card.
- When all of the cards have been swatted, the person with the most cards wins and becomes the new announcer.

Hiragana Writing Challenge (3 Players) 2 Players are Competitors, 3rd Player is the Judge

- 2 Players take a mini-whiteboard, an erasable marker pen and a whiteboard eraser.
- The announcer calls out a Hiragana (only one of the ones you are learning e.g. A I U E or O)
- Players have to write the Hiragana as quickly as possible
- When the player is finished writing, they place their whiteboard (face down) and put their hands on their head.
- The Judge then checks whose Hiragana is the most accurate/ correct.
- The player with the most accurate Hiragana writing (correct or closest to correct) gets a point
- If neither player is correct, no one gets a point.
- The player with the most points wins and becomes the Judge.

20 min start time: _____ 20 min finish time: _____

PART B:

- Go and get a laminated READ IT, WRITE IT, MAKE IT Chart
- Read the Hiragana, Write the Hiragana and Make the Hiragana with Playdough
- Do A then I then U then E then O.

TEACHER CHECK: Signature _____ Date: 月 日

Yellow Belt Step 1: Strategy- Games to aide memorisation PAGE 11

AIUEO HIRAGANA

Go to: <https://3ducation.wixsite.com/juniorjapanese/copy-of-yellow-tip-1-input-conversa>

AIUEO STEP 1 : Step 1 : Watch the video while writing on the digital whiteboard BESIDE the video

Tick when you've watched the video ☐

Watch the video while writing on the digital whiteboard BESIDE the video

Tick when you've watched the video and written all of the AIUEO Hiragana on the website whiteboard ☐

Step 2: A- O Flashcards with stories to help (Go to "OPTIONS" and click on Answer with "English").

Tick when you've done the flashcards ☐

Step 3 : A- O Flashcards (Go to "OPTIONS" and click on Answer with "English").

Tick when you've finished the exercise on Quizlet ☐

Step 4 : Play "Learn" by reading the Japanese Word and clicking on the correct English translation

Tick when you've finished the exercise on Quizlet ☐

Step 6 : Try these small Word combinations with AIUEO- <https://quizlet.com/182686911/learn>

Tick when you've finished the exercise on Quizlet ☐

Step 7: Online Quizzes- Line by Line – Go to **Hiragana**, hover until you get **Quiz** and do Quizzes number 2 & 3 for あーお: <http://www.onlinenihongo.com/>

Tick when you've done quizzes 2 & 3 ☐

Step 8: Play this game: Click on **Hiragana** and then click あ <https://learnjapanesepod.com/kana-invaders/>

Tick when you've played Kana Invaders ☐

Step 9 : Writing Practice- Grab a pen and a scrap piece of paper. Listen to the audio and write down the Hiragana: http://japanese-lesson.com/characters/hiragana/hiragana_drill/hiragana01_writing.html

Tick when you've watched the video and written all 5 Hiragana ☐

TEACHER CHECK: Signature _____ Date: 月 日

Yellow Belt Step 1: Strategy- Reviewing and Reflecting PAGE 12

HIRAGANA EXERCISES: VOWEL LINE - あいうえお

As well as learning to write these characters, you must also learn to read them. Practise reading the following characters aloud until you can do so with ease.

え あ い お う お い え あ い お う

あ う お い あ え あ い う お え お

Although you have learned to use five vowels so far, you are able to read and write a number of Japanese words:

あおい blue いえ house いいえ no

おおい many おい nephew うえ above

いい good ええ yes

Now write the following in to the Hiragana for each of these.

a ____ o ____ e ____ i ____ u ____

ue ____ ooi ____ au ____

aoi ____ iu ____ iie ____

Now write the following into Romaji.

ええ ____ いい ____ あおい ____

うお ____ あう ____ いえ ____

Write each character once. Below.

TEACHER CHECK: Signature _____ Date: 月 日

Yellow Belt Step 1: Strategy- Reviewing and Reflecting PAGE 13

Write the following words in Hiragana:

ai (love)

ie (no)

iu (to say)

au (to meet)



ou (king)

oi (hey!)

ii (good)



ie (house)

ao (blue)

TEACHER CHECK: Signature _____ Date: 月 日

Yellow Belt Step 1: Strategy- Check for mistakes and evaluate PAGE 14

Time to check and reflect:

So...do you know how to read AIUEO in Hiragana?

Can you read some small words?

Can you write AIUEO in Hiragana?

Have you finished all of the Tasks in this Portfolio of work?

Have you had them all signed and dated along the way?

Which strategies have helped you?

How have they helped you?

Then it's time to get a level check done so you can move up a level and get your Yen reward

FOR TEACHER USE:

AIUEO Hiragana Reading Assessment: SCORE- / Date: 年 月 日

AIUEO Hiragana Writing Assessment: SCORE- / Date: 年 月 日

Recorded in EXCEL Spreadsheet? _____

MODULE COMPLETE: Signature _____

YEN AWARDED: _____ 円