

TOTALLY カナカナ

さしすせそ

BOOKLET

トータリーひらがな

WORK BOOKLET

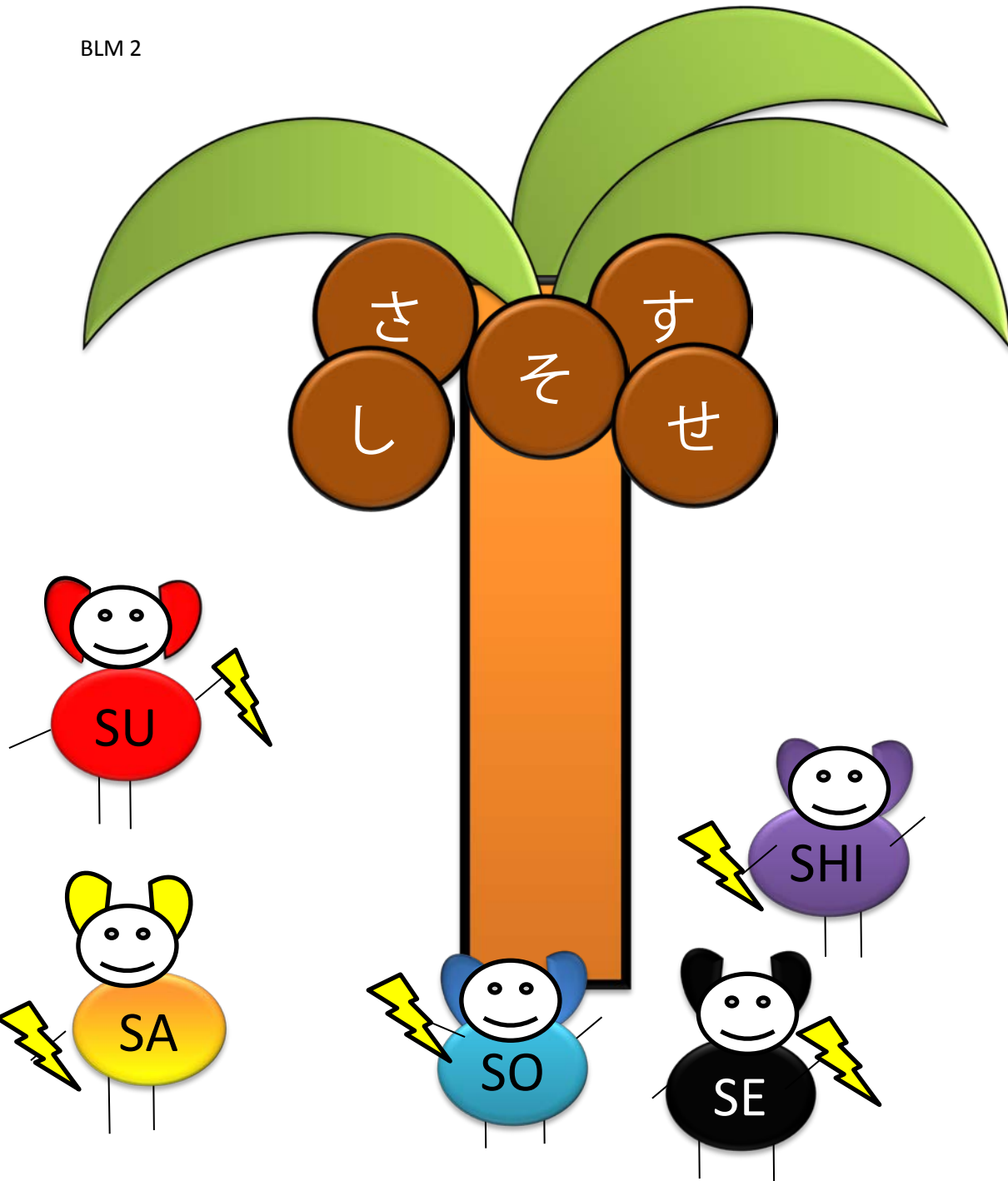
New Stories to Help Remember Hiragana

なまえ：

BLM 1

SA さ SHI し SU す SE せ SO そ HIRAGANA

SA							
SHI							
SU							
SE							
SO							



PART 1:

Throw the lightning bolts from the Romaji Warriors to the correct Hiragana ひらがな coconut.

Draw a line to throw each lightning bolt. Use colours for your lines :

SA = Aka, RED

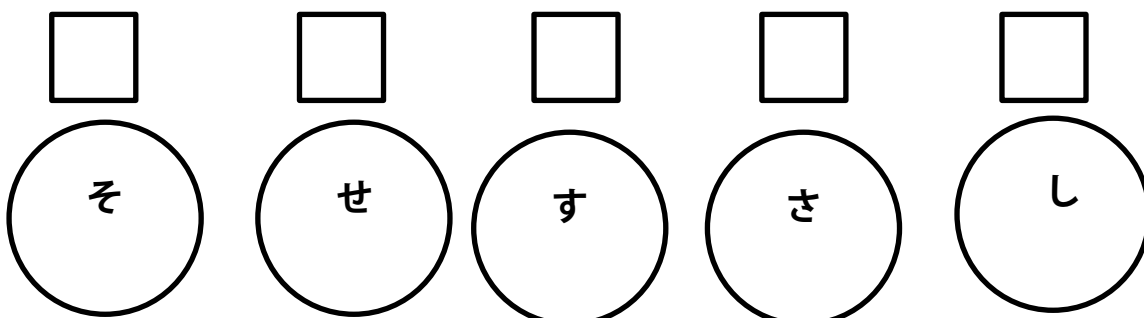
SHI = Murasaki PURPLE,

SU = Kiire YELLOW,

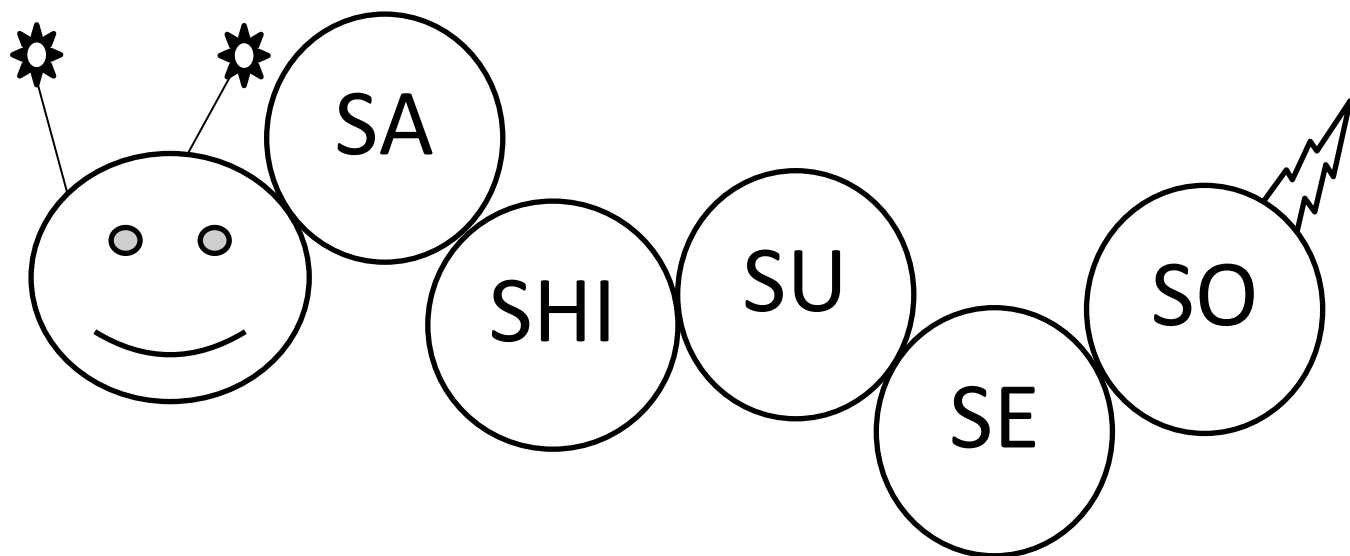
SE = Ao BLUE,

SO = Kuro BLACK

PART 2 : Number the boxes from 1-5 above the Hiragana circles : SA =1,SHI=2, SU=3,SE=4, SO=5




わたし の SASHISUSESO けむし



Instructions:

1. Cut out the ひらがな circles
2. Glue them on the Caterpillar (in the right order)



BLM 4

INSTRUCTIONS :Using a coloured line, match the Fishing Person to the Hiragana fish. Write the English letter (Romaji) in the space provided in the fish.

Colour the 'SA' fisherman and fish, 'AKA' (red)

Colour the 'SHI' fisherman and fish, 'KIIRO' (yellow)

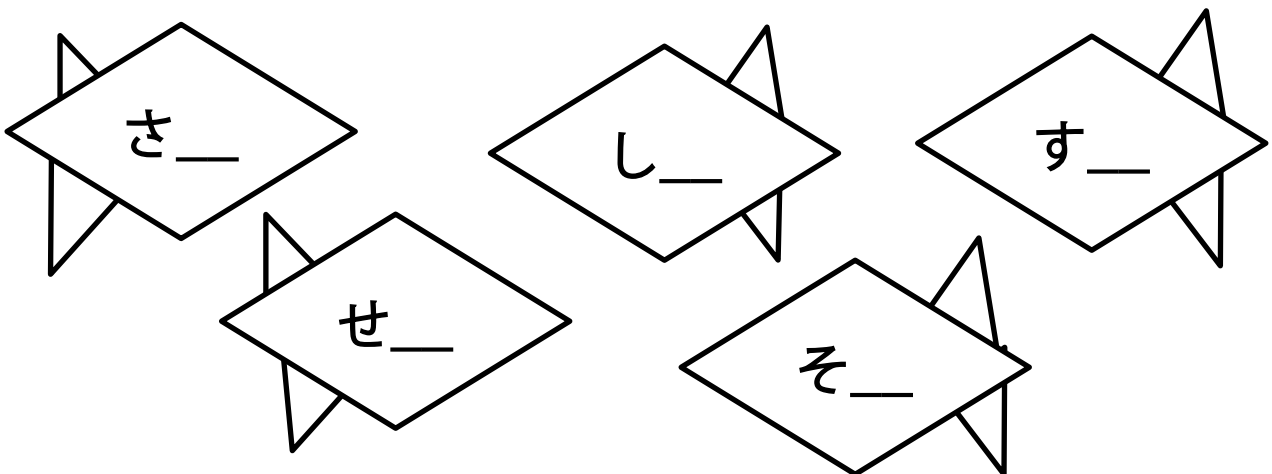

Colour the 'SU' fisherman and fish, 'AO' (blue)

Colour the 'SE' fisherman and fish, 'MIDORI' (green)

Colour the 'SO' fisherman and fish, 'ORENJI' (orange)

Colour the square with the right colours to help you:

SA ☐ SHI ☐ SU ☐ SE ☐ SO ☐



INSTRUCTIONS: YOU ARE A SIGN WRITER FOR JAPAN RAIL. SOME OF THE HIRAGANA CHARACTERS HAVE FALLEN OFF THE SIGNS. YOUR JOB IS TO FIX THEM UP. LOOK AT THE ROMAJI BELOW TO HELP YOU:

らじま

SAKU

RA

JI

MA

ん

ば

SHI

N

SAI

BA

SHI

どば

SUI

DO BA

SHI

ん

わ

SE

N

KA

WA

のだ

SO

NO

DA

し	し	し	し	し	し	し	し	し	し
し	し	し	し	し	し	し	し	し	し
し	し	し	し	さ	さ	し	し	し	し
し	し	し	さ	さ	さ	さ	し	し	し
し	し	さ	さ	さ	さ	さ	さ	し	し
し	さ	さ	さ	さ	さ	さ	さ	さ	し
さ	そ	そ	そ	そ	す	す	す	そ	さ
し	そ	そ	そ	そ	す		す	そ	し
し	そ	そ	そ	そ	す		す	そ	し
し	そ	そ	そ	そ	す	す	す	そ	し
し	そ	そ	せ	せ	せ	そ	そ	そ	し
し	そ	そ	せ	あ	せ	そ	そ	そ	し
し	そ	そ	せ	せ	せ	そ	そ	そ	し
し	そ	そ	せ	せ	せ	そ	そ	そ	し
し	そ	そ	そ	そ	そ	そ	そ	そ	し
き	き	き	か	か	か	き	き	き	き
き	き	き	き	か	か	か	き	き	き
き	き	き	き	き	か	か	か	き	き
き	き	き	き	き	き	か	か	か	き

Instructions : Colour the Hiragana according to the instructions . Colour each square above to make a picture.

さ SA =AKA (RED) そ SO= KURO (BLACK) し SHI = AO (BLUE) か KA = CHAIRO (BROWN)

す SU =KIIRO (YELLOW) き KI = MIDORI (GREEN) せ SE= MURASAKI (PURPLE) あ A = PINKU (PINK)

BLM 7

Colour the squares and then trace the Hiragana in the colours below:

す = ☐ blue (ao) さ = ☐ green (midori) し = ☐ yellow (kiiro)
せ = ☐ pink (pinku) そ = ☐ red (aka)

さすせそしせさすせすしすさ

さそしそせそさせしそさすせ

そせしさすさしすせすすすす

せそせそさそさせさしせそさ

さそしそせそささすせすしさ


HOW MANY 'SA' ? = _____ HOW MANY 'SHI' ? = _____

HOW MANY 'SU' ? = _____ HOW MANY 'SE' ? = _____

HOW MANY 'SO' ? = _____

BLM 8

Instructions: Jump to each Lilypad by drawing a line from one to another. Make sure you follow SA-SO to get you to the other side.



Part 2 : Read the small Hiragana word .Write the matching number in the box.

1. さい

SAKE

☐

2. さけ

SHISO

☐

3. しそ

SAI

4. うそ

SUSHI

☐

5. せき

USO

☐

6. すし

SEKI

☐

YOU ARE AN ALIEN BOUNTY HUNTER. WRITE THE NAMES OF THE FOLLOWING ALIENS IN ENGLISH IN THE SPACES TO HELP YOUR DETECTIVE CO-WORKERS.



さ い



し そ



す し



せ き



そ こ



さ さ



さ い こ



せ か い



あ さ き

SA さ SHI し SU す SE せ SO そ

ASSESSMENT TASK 1 HIRAGANA READING ASSESSMENT PIECE 1 SAGYO

Name _____ Class _____ Date: _____

You have to demonstrate to your teacher that you can read SA-SO Hiragana.

SCORE FOR PART A = /5 TIME ALLOCATED = 10 Minutes PART A






Write which key you would press on a computer keyboard to type the following Hiragana.
(You have to write the English Alphabet "Romaji letter : for example : 'A')

Example question and answer:

Ex. Which key would you press on a computer for this Hiragana? こ

Keyboard key =



1. Which key would you press on a computer for this Hiragana? そ
Keyboard key =  (write answer in square)
2. Which key would you press on a computer for this Hiragana? さ
Keyboard key =  (write answer in square)
3. Which key would you press on a computer for this Hiragana? し
Keyboard key =  (write answer in square)
4. Which key would you press on a computer for this Hiragana? す
Keyboard key =  (write answer in square)
5. Which key would you press on a computer for this Hiragana? せ
Keyboard key =  (write answer in square)

ASSESSMENT TASK 2

HIRAGANA READING ASSESSMENT PIECE 2 SAGYO

STUDENT SHEET

Name _____ Class _____ Date: _____

You have to demonstrate to your teacher that you can read the SA-SO Hiragana.

SCORE FOR PART B = /15 TIME ALLOCATED = 2 Minutes PART B

You have to read the following Hiragana to your teacher below after your teacher says each number:

1. す 2. し 3. そ 4. さ 5. せ

6. せ 7. す 8. さ 9. そ 10. し

11. さ 12. し 13. す 14. そ 15. せ

ASSESSMENT TASK 3

HIRAGANA WRITING ASSESSMENT PIECE 1 SAGYO

Name _____ Class _____ Date: _____

You have to demonstrate to your teacher that you can WRITE SA-SO Hiragana.

SCORE FOR PART A = /5 TIME ALLOCATED = 10 Minutes

PART A

Example question and answer:

Ex. How do you write 'O' in Hiragana (Japanese Script)?

Answer =



6. How do you write 'SA' (sah) in Hiragana (Japanese Script)?

Answer =



7. How do you write 'SH I' (she) in Hiragana (Japanese Script)?

Answer =



8. How do you write 'SU' (sue) in Hiragana (Japanese Script)?

Answer =



9. How do you write 'SE' (seh) in Hiragana (Japanese Script)?

Answer =

10. How do you write 'SO' (soh) in Hiragana (Japanese Script)?

Answer =

TEACHER USE ONLY :

READING / WRITING (circle)

/ 5

Hiragana needing attention(circle) : KA KI KU KE KO

If all correct, no action necessary (tick)

☐

If some incorrect, go to letter to send home . Letter actioned (tick)

☐

Signature_____

Date / / 20