

TOTALLY HIRAGANA

なにぬねの

BOOKLET

トータリーひらがな

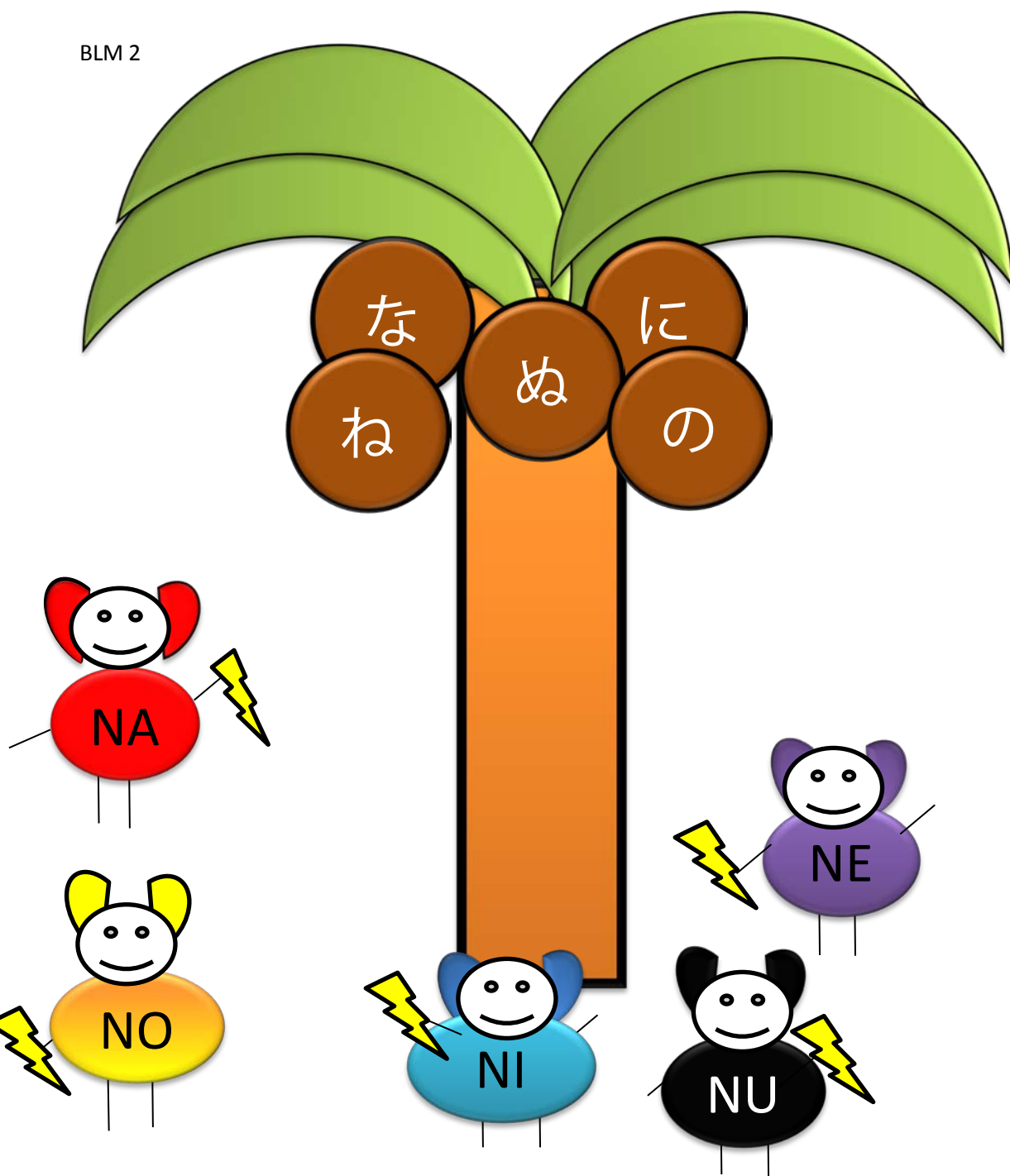
WORK BOOKLET

New Stories to Help Remember Hiragana

なまえ：

NA な NI に NU ぬ NE ね NO の HIRAGANA

NA							
NI							
NU							
NE							
NO							



PART 1:

Throw the lightning bolts from the Romaji Warriors to the correct Hiragana ひらがな coconut.

Draw a line to throw each lightning bolt. Use colours for your lines :

NA = Aka, RED

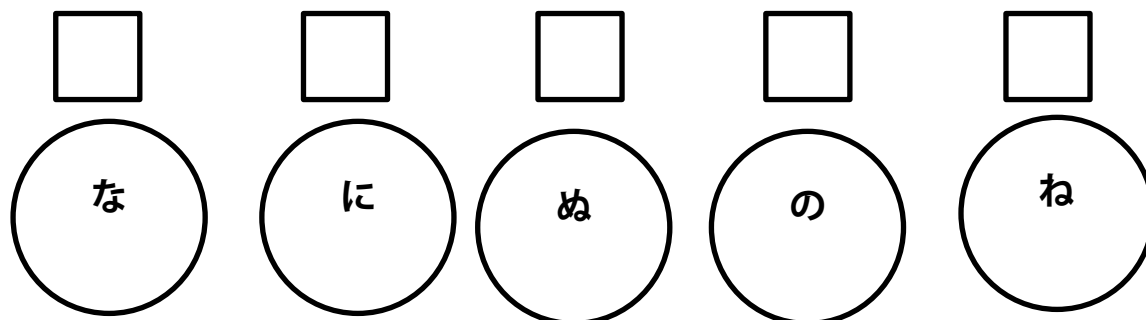
NI = Murasaki PURPLE,

NU= Kiiri YELLOW,

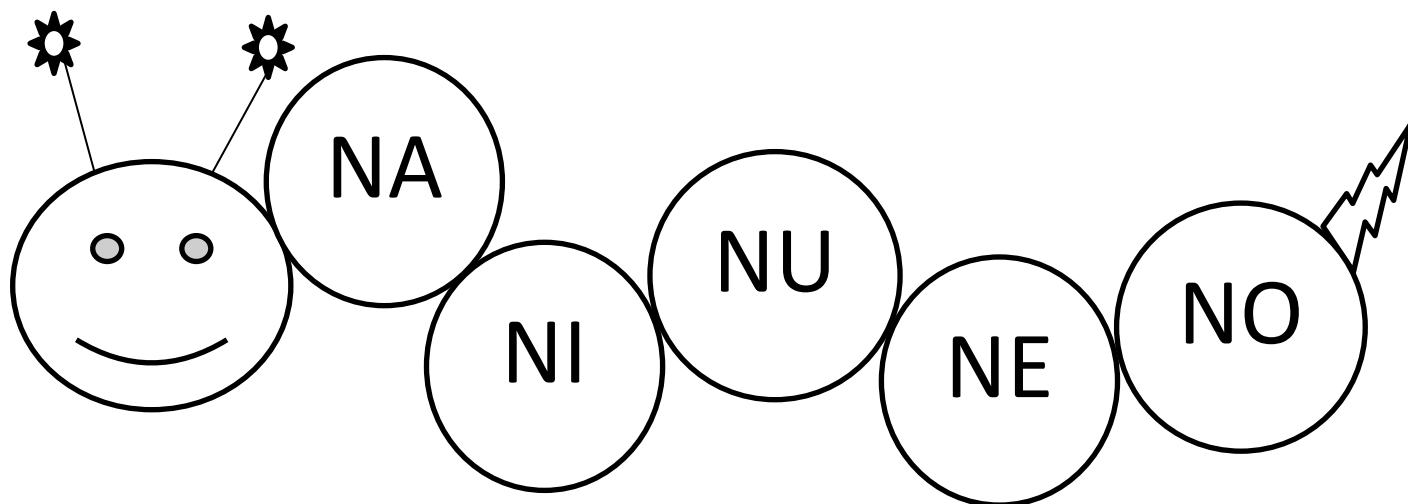
NE =Ao BLUE,

NO = Kuro BLACK

PART 2 : Number the boxes from 1-5 above the Hiragana circles : NA =1, NI=2, NU=3, NE=4, NO=5

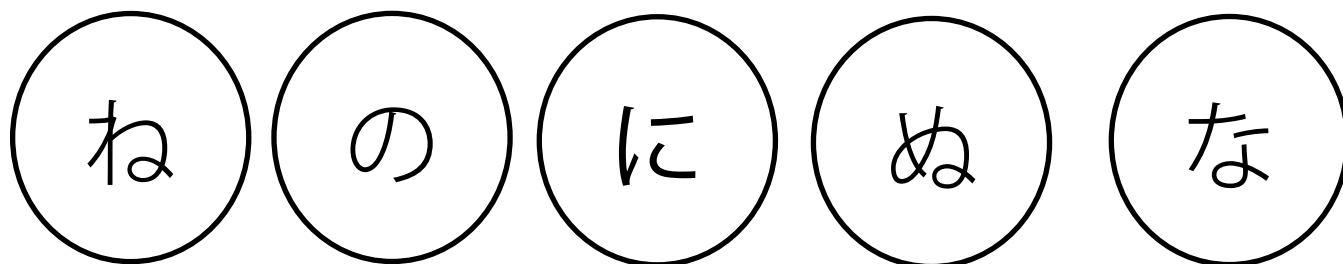


わたし の NANINUNENO けむし



Instructions:

1. Cut out the ひらがな circles
2. Glue them on the Caterpillar (in the right order)



BLM 4 : **INSTRUCTIONS** :Using a coloured line, match the Fishing Person to the Hiragana fish. Write the English letter (Romaji) in the space provided in the fish.

Colour the 'NA' fisherman and fish, 'AKA' (red)

Colour the 'NI' fisherman and fish, 'KIRO' (yellow)

Colour the 'NU' fisherman and fish, 'AO' (blue)

Colour the 'NE' fisherman and fish, 'MIDORI' (green)

Colour the 'NO' fisherman and fish, 'ORENJI' (orange)

Colour the square with the right colours to help you:

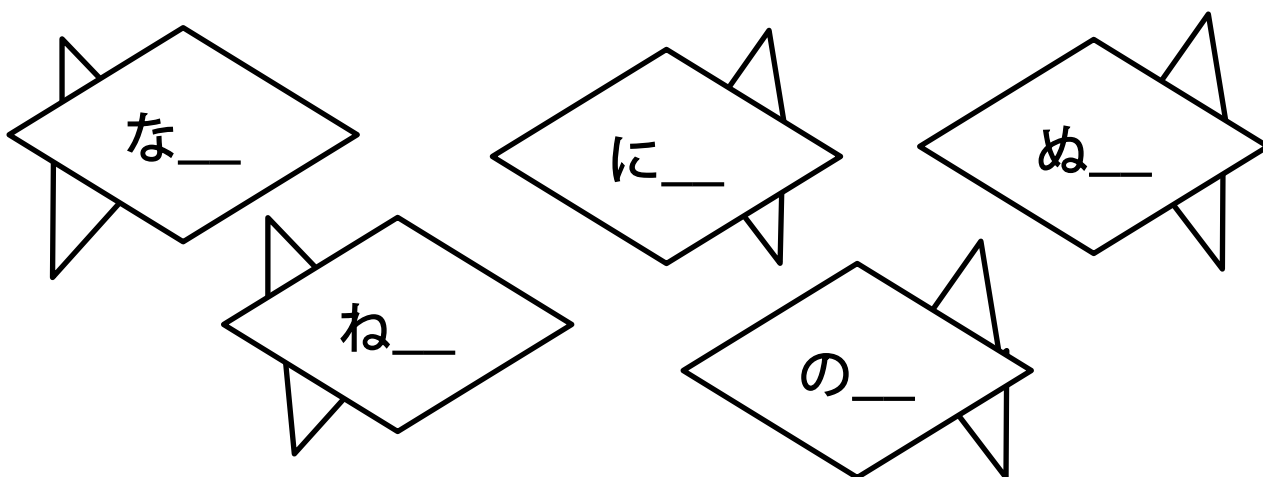

NA ☐

NI ☐

NU ☐

NE ☐

NO ☐



の	の	の	の	の	の	の	な	な	な
の	の	の	の	の	の	の	な	な	な
の	の	に	に	の	に	に	の	な	な
の	の	に	に	の	に	に	の	の	な
の	の	に	に	の	に	に	の	の	の
の	の	に	に	の	に	に	の	の	の
の	の	に	に	の	に	に	の	の	の
の	の	に	に	に	に	に	の	の	の
の	の	に	ぬ		ぬ	に	の	た	の
の	の	に	ぬ	に	ぬ	に	の	た	の
の	の	に				に	の	た	の
の	の	に	ぬ	ぬ	ぬ	に	の	た	の
に	ね	に	に	に	に	に	ね	に	ね
に	に	ね	ね	に	ね	ね	に	に	ね
ね	ね	に	に	に	に	に	ね	ね	ね
ね	ね	ね	に	に	に	ね	ね	ね	ね
に	に	に	に	に	に	に	に	に	ね
に	に	に	に	に	に	に	に	に	ね
に	に	に	に	に	に	に	に	に	ね
ね	ね	ね	ね	ね	ね	ね	ね	ね	ね

Instructions : Colour the Hiragana according to colours below.

Colour each square above to make a picture.

NA = KIIRO (Yellow)

NI = PINKU (Pink)

NU = KURO (Black)

NE = MIDORI (Green)

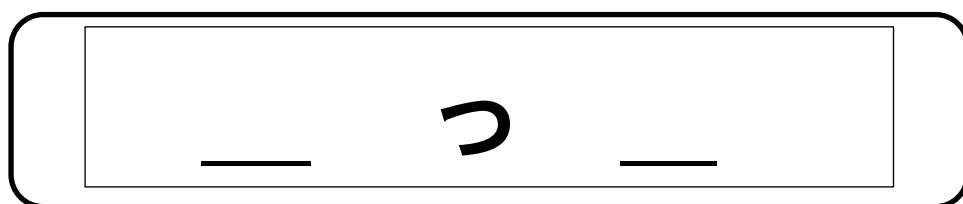
NO = AO (Blue)

TA = ORENJI (Orange)

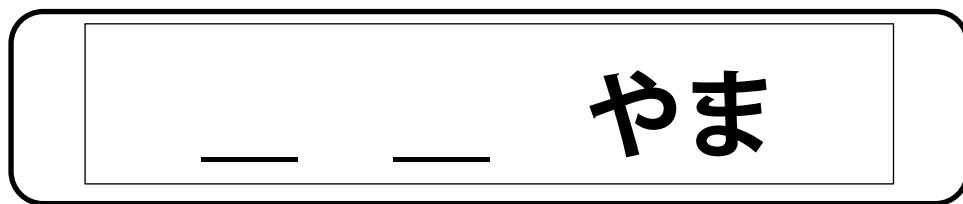
INSTRUCTIONS: YOU ARE A SIGN WRITER FOR JAPAN RAIL. SOME OF THE HIRAGANA CHARACTERS HAVE FALLEN OFF THE SIGNS. YOUR JOB IS TO FIX THEM UP. LOOK AT THE ROMAJI BELOW TO HELP YOU:

NA

GA

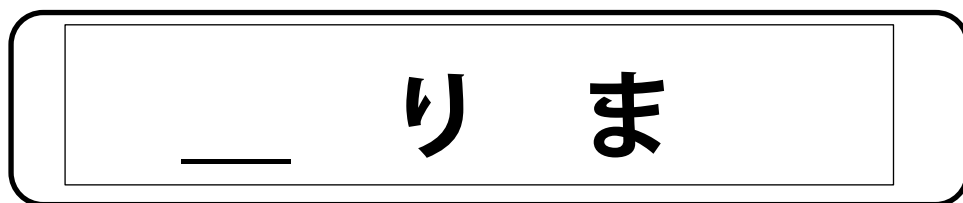
NONI

K

KOINU

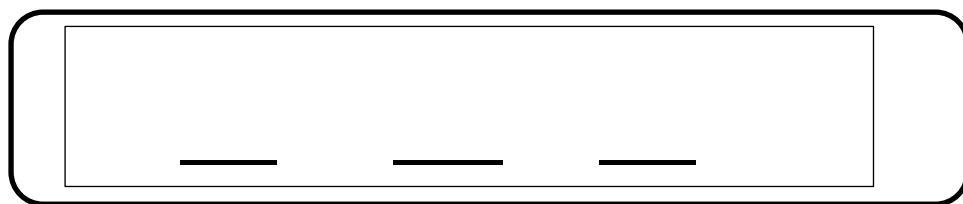
YA

MA

NE

RI

MA

UENO

Colour the squares and then trace the Hiragana in the colours below:

な = ☐ green (midori) に = ☐ yellow (kiiro)
 め = ☐ blue (ao) ね = ☐ pink (pinku) の = ☐ red (aka)

なぬねのにねなぬねぬにぬな

なののにのねのなねにのなぬね

のねになぬなにぬねぬねぬね

ぬのねのなのなねなにねのな

なののにのねのななぬねぬにな

HOW MANY 'NA' ? = _____ HOW MANY 'NI' ? = _____

HOW MANY 'NU' ? = _____ HOW MANY 'NE' ? = _____

HOW MANY 'NO' ? = _____

NA = な NI = に NU = め NE = ね NO = の

YOU ARE AN ALIEN BOUNTY HUNTER. WRITE THE NAMES OF THE FOLLOWING ALIENS IN ENGLISH IN THE SPACES TO HELP YOUR DETECTIVE CO-WORKERS.



な い



つ の



に し



ぬ く



ね こ



い ん



な さ き




ぬ ち お



ね す き

NA な NI に NU ぬ NE ね NO の

Instructions: Jump to each Lilypad by drawing a line from one to another. Make sure you follow NA NI NU NE NO to get you to the other side.



Part 2 : Read the small Hiragana word .Write the matching number in the box.

- | | | |
|--------|--------|----------------------------|
| 1. なし | NICHI | <input type="checkbox"/> |
| 2. にち | SENAKA | <input type="checkbox"/> |
| 3. せなか | NASHI | <input type="checkbox"/> 1 |
| 4. なか | NEKO | <input type="checkbox"/> |
| 5. ねこ | NAKA | <input type="checkbox"/> |
| 6. きのこ | KINOKO | <input type="checkbox"/> |

Assessment 1 HIRAGANA READING ASSESSMENT NAGYO

Name _____ Class _____ Date: _____

You have to demonstrate to your teacher that you can read the first 5 Hiragana.

SCORE FOR PART A = /5 TIME ALLOCATED = 10 Minutes PART A

Write which key you would press on a computer keyboard to type the following Hiragana.






(You have to write the English Alphabet "Romaji letter : for example : 'A')

Example question and answer:

Ex. Which key would you press on a computer for this Hiragana? こ

Keyboard key =



1. Which key would you press on a computer for this Hiragana? の
Keyboard key =  (write answer in square)
2. Which key would you press on a computer for this Hiragana? に
Keyboard key =  (write answer in square)
3. Which key would you press on a computer for this Hiragana? な
Keyboard key =  (write answer in square)
4. Which key would you press on a computer for this Hiragana? ね
Keyboard key =  (write answer in square)
5. Which key would you press on a computer for this Hiragana? ぬ
Keyboard key =  (write answer in square)

Name _____ Class _____ Date: _____

You have to demonstrate to your teacher that you can read the first 5 Hiragana.

SCORE FOR PART B = /15 TIME ALLOCATED = 2 Minutes PART B

You have to read the following Hiragana to your teacher below after your teacher says each number:

1. め 2. に 3. の 4. な 5. ね

6. ね 7. め 8. な 9. の 10. に

11. な 12. に 13. め 14. の 15. ね

Assessment 3

HIRAGANA WRITING ASSESSMENT PIECE 1 NAGYO

Name _____ Class _____ Date: _____

You have to demonstrate to your teacher that you can WRITE the first 5 Hiragana.

SCORE FOR PART A = /5 TIME ALLOCATED = 10 Minutes

PART A

Example question and answer:

Ex. How do you write 'O' in Hiragana (Japanese Script)?

Answer =



1. How do you write 'NA' (nah) in Hiragana (Japanese Script)?

Answer =



2. How do you write 'NI' (nee) in Hiragana (Japanese Script)?

Answer =



3. How do you write 'NU' (noo) in Hiragana (Japanese Script)?

Answer =



4. How do you write 'NE' (neh) in Hiragana (Japanese Script)?

Answer =

5. How do you write 'NO' (noh) in Hiragana (Japanese Script)?

Answer =

TEACHER USE ONLY :

WRITING :

/ 5

Hiragana needing attention(circle): N A N I N U N E NO

If all correct, no action necessary (tick)

☐

Signature_____

Date / / 20