

TOTALLY カナカナ

らりるれろ

BOOKLET

トータリーひらがな

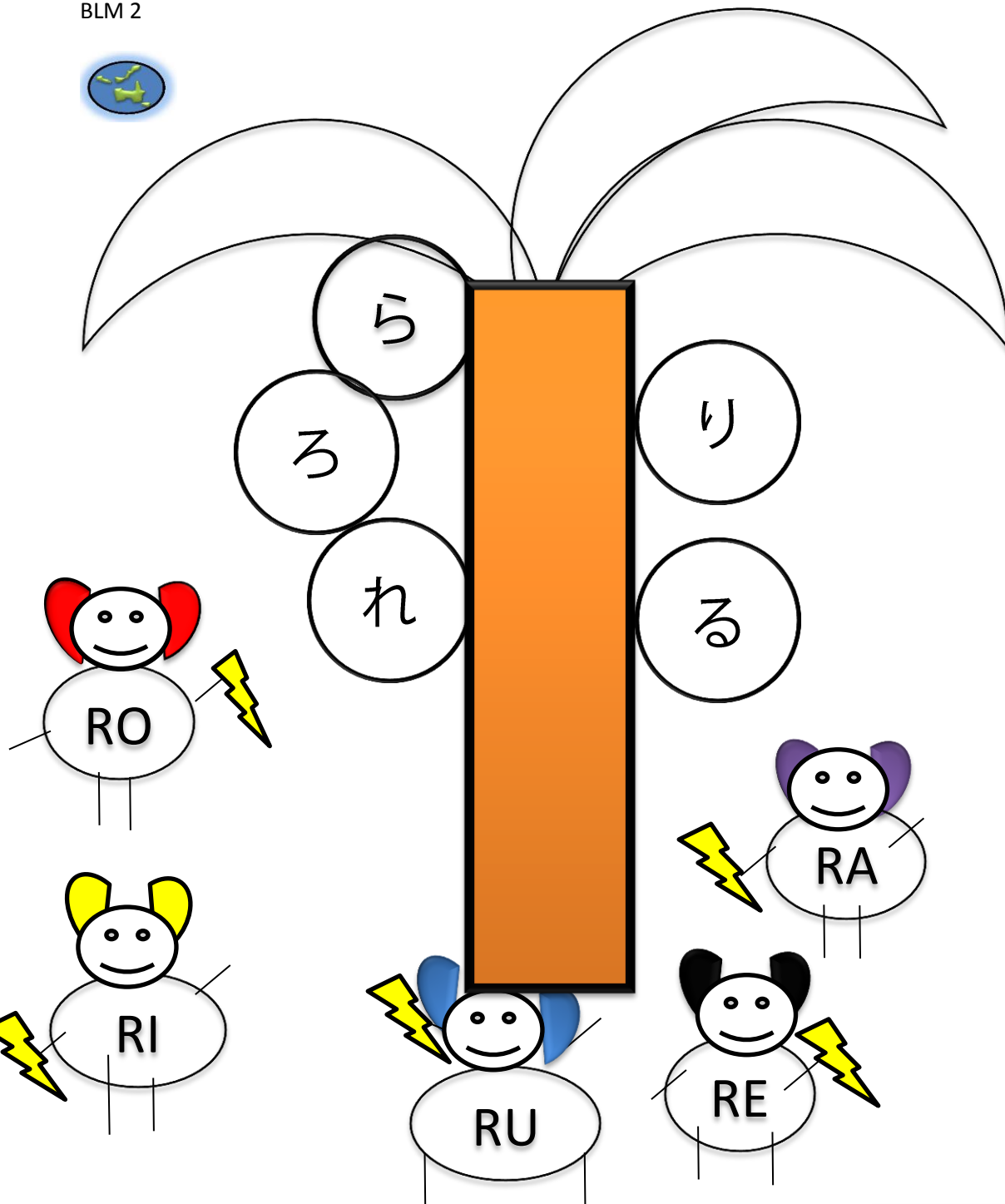

WORK BOOKLET

New Stories to Help Remember Hiragana

なまえ：

RA ら RI り RU る RE れ RO ろ HIRAGANA

RA							
RI							
RU							
RE							
RO							



PART 1:

Throw the lightning bolts from the Romaji Warriors to the correct Hiragana ひらがな coconut.

Draw a line to throw each lightning bolt. Use colours for your lines :

RA = Aka, RED

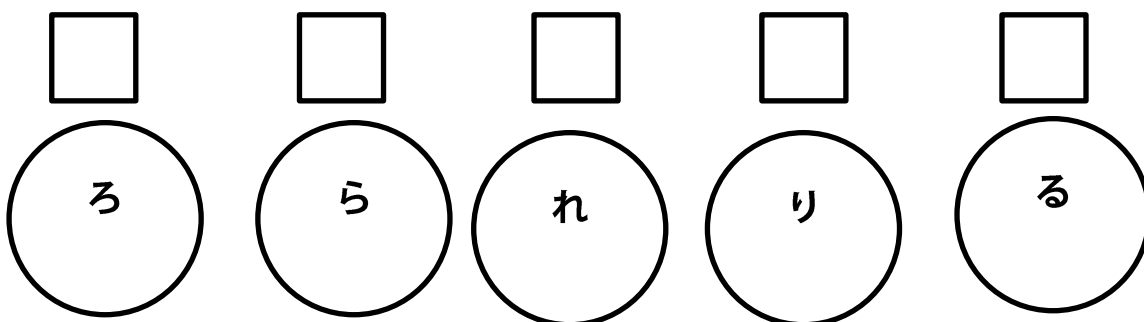
RI = Murasaki PURPLE,

RU= Kiiko YELLOW,

RE =Ao BLUE,

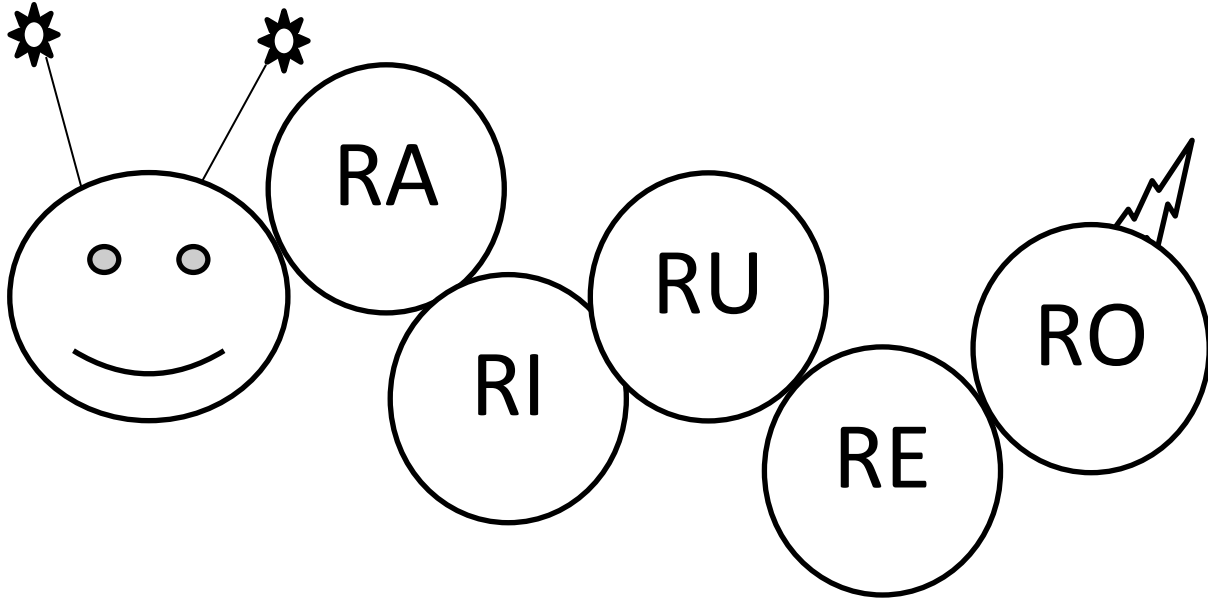
RO = Kuro BLACK

PART 2 : Number the boxes from 1-5 above the Hiragana circles : RA =1, RI=2, RU=3, RE=4, RO=5






わたしの RARIRURERO けむし



Instructions:

1. Cut out the ひらがな circles
2. Glue them on the Caterpillar (in the right order)





INSTRUCTIONS : Using a coloured line, match the Fishing Person to the Hiragana fish.

Write the English letter (Romaji) in the space provided in the fish.

Colour the 'RA' fisherman and fish, 'AKA' (red)

Colour the 'RI' fisherman and fish, 'KIRO' (yellow)

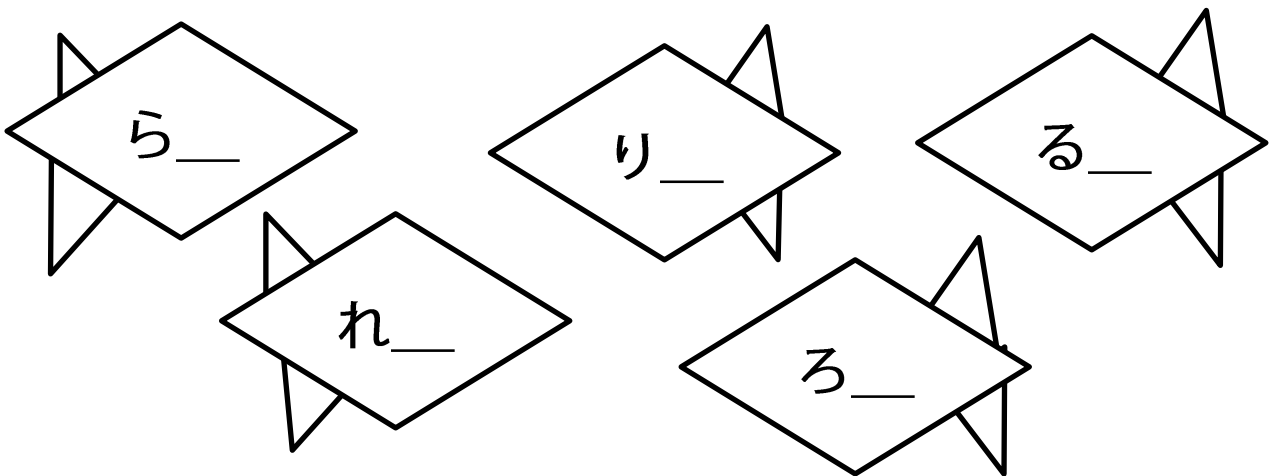

Colour the 'RU' fisherman and fish, 'AO' (blue)

Colour the 'RE' fisherman and fish, 'MIDORI' (green)

Colour the 'RO' fisherman and fish, 'ORENJI' (orange)

Colour the square with the right colours to help you:

RA ☐ RI ☐ RU ☐ RE ☐ RO ☐



ま	ま	ま	ま	ま	ま	ま	ま	ま	ま	ま	ま	ま	ま
ま	ま	ま	ま	ま	ま	ま	ま	ま	ま	ま	ま	ま	ま
ま	ま	ま	ま	ま	ま	ま	ま	ま	ま	ま	ま	ま	ま
ま	ま	ま	ら	ま	ま	ま	ま	ま	ま	ら	ま	ま	ま
ま	ま	ま	ら	ま	ま	ま	ま	ま	ま	ら	ま	ま	ま
ま	ま	ら	る	ら	ま	ま	ま	ま	ら	る	ら	ま	ま
ま	ま	ら	る	ら	ま	ま	ま	ま	ら	る	ら	ま	ま
ま	ら	ら	る	ら	ら	ら	ら	ら	ら	る	ら	ら	ま
ま	ら	ら	れ	ら	ら	ら	ら	ら	ら	れ	ら	ら	ま
ま	ら	れ	ら	れ	ら	ら	ら	ら	れ	ら	れ	ら	ま
ま	ら	ら	れ	ら	ら	ら	ら	ら	ら	れ	ら	ら	ま
ま	ら	ら	ら	ら	ら	ら	ら	ら	ら	ら	ら	ら	ま
ま	る	る	る	る	ら	る	る	ら	ら	る	る	る	ま
ま	ら	ら	ら	ら	ら	る	る	ら	ら	ら	ら	ら	ま
ま	ら	ら	ら	る	る	る	る	る	る	ら	ら	ら	ま
ま	ら	ら	る	ら	ら	ろ	ろ	ら	ら	る	ら	ら	ま
ま	ら	る	ら	ら	ら	ろ	ろ	ら	ら	ら	る	ら	ま
ま	る	ら	ら	ろ	ろ	ろ	ろ	ろ	ろ	ら	ら	る	ま
ま	ま	ら	ら	ら	ら	ら	ら	ら	ら	ら	ら	ま	ま
ま	ま	ま	ら	ら	ら	ら	ら	ら	ら	ら	ま	ま	ま
ま	ま	ま	ま	ら	ら	ら	ら	ら	ら	ま	ま	ま	ま
ま	ま	ま	ま	ま	ま	ま	ま	ま	ま	ま	ま	ま	ま
ま	ま	ま	ま	ま	ま	ま	ま	ま	ま	ま	ま	ま	ま
ま	ま	ま	ま	ま	ま	ま	ま	ま	ま	ま	ま	ま	ま
ま	ま	ま	ま	ま	ま	ま	ま	ま	ま	ま	ま	ま	ま
ま	ま	ま	ま	ま	ま	ま	ま	ま	ま	ま	ま	ま	ま

Instructions : Colour the Hiragana according to colours below. Colour each square above to make a picture.

MA = AO (BLUE) , RA = KURO (BLACK), RI = SHIRO (WHITE) , RU = PINKU , RE = KIIRO (YELLOW),

RO = AKA (RED)

INSTRUCTIONS: YOU ARE A SIGN WRITER FOR JAPAN RAIL. SOME OF THE HIRAGANA CHARACTERS HAVE FALLEN OFF THE SIGNS. YOUR JOB IS TO FIX THEM UP. LOOK AT THE ROMAJI BELOW TO HELP YOU:

わ

URA

WA

ん

ONARIMO

N

TSURUHARE

っぽんぎ

RO

PPO

N

GI

BLM 7 Colour the squares and then trace the Hiragana in the colours below:

る = ☐ blue (ao) ら = ☐ green (midori) り = ☐ yellow (kiiro)
れ = ☐ pink (pinku) ろ = ☐ red (aka)

らるれりろらりるれろりれ

りるれろらろりるれらりる

らりるれろろりらるれらり

ろりるれらろりるれろらり

らりるれろりらりろられろ

HOW MANY 'RA' ? = _____ HOW MANY 'RI' ? = _____

HOW MANY 'RU' ? = _____ HOW MANY 'RE' ? = _____

HOW MANY 'RO' ? = _____

RA = ら RI = り RU = る RE = れ RO = ろ

YOU ARE AN ALIEN BOUNTY HUNTER. WRITE THE NAMES OF THE FOLLOWING ALIENS IN ENGLISH IN THE SPACES TO HELP YOUR DETECTIVE CO-WORKERS.



ら く



り す



れ み



る す



ろ い



せ ら



か ら て




か り る



れ い し

RA ら RI り RU る RE れ RO ろ

Instructions: Jump to each Lilypad by drawing a line from one to another. Make sure you follow AIUEO to get you to the other side.



Part 2 : Read the small Hiragana word .Write the matching number in the box.

1. らく

RISU

☐

2. りす

TORA

☐

3. れい

RAKU

4. るす

ROUSOKU

☐

5. ろうそく

RUSU

☐

6. とら

REI

☐

ASSESSMENT 1

HIRAGANA READING ASSESSMENT PIECE 1 RAGYO

Name _____ Class _____ Date: _____

You have to demonstrate to your teacher that you can read the 5 Hiragana.

SCORE FOR PART A = /5 TIME ALLOCATED = 10 Minutes PART A

Write which key you would press on a computer keyboard to type the following Hiragana.

(You have to write the English Alphabet "Romaji letter : for example : 'A')

Example question and answer:

Ex. Which key would you press on a computer for this Hiragana? ん

Keyboard key =



1. Which key would you press on a computer for this Hiragana?

る

Keyboard key =

(write answer in square)

2. Which key would you press on a computer for this Hiragana?

ら

Keyboard key =

(write answer in square)

3. Which key would you press on a computer for this Hiragana?

り

Keyboard key =

(write answer in square)

4. Which key would you press on a computer for this Hiragana?

ろ

Keyboard key =

(write answer in square)

5. Which key would you press on a computer for this Hiragana?

れ

Keyboard key =

(write answer in square)

Name _____ Class _____ Date: _____

You have to demonstrate to your teacher that you can read the first 5 Hiragana.

SCORE FOR PART B = /15 TIME ALLOCATED = 2 Minutes

PART B

You have to read the following Hiragana to your teacher below after your teacher says each number:

1. る 2. り 3. ろ 4. ら 5. れ

6. れ 7. る 8. ら 9. ろ 10. り

11. ら 12. り 13. ろ 14. る 15. れ

HIRAGANA READING ASSESSMENT PIECE 2 RAGYO

TEACHER SHEET

Name _____ Class _____ Date: _____

You have to demonstrate to your teacher that you can read the first 5 Hiragana.

SCORE FOR PART B = /15 TIME ALLOCATED = 2 Minutes PART B

CIRCLE EACH HIRAGANA READ CORRECTLY. CROSS EACH HIRAGANA READ INCORRECTLY.: LET STUDENT SELF-CORRECT IF POSSIBLE BEFORE ALLOCATING EACH MARK.

1. る 2. り 3. ろ 4. ら 5. れ

7. れ 7. る 8. ら 9. ろ 10. り

11. ら 12. り 13. ろ 14. る 15. れ

HIRAGANA WRITING ASSESSMENT PIECE 8 RAGYO

Name _____ Class _____ Date: _____

You have to demonstrate to your teacher that you can WRITE the first 5 Hiragana.


SCORE FOR PART A = /5 TIME ALLOCATED = 10 Minutes

PART A

Example question and answer:

Ex. How do you write 'O' in Hiragana (Japanese Script)?

Answer =



1. How do you write 'RA' (Rah) in Hiragana (Japanese Script)?

Answer =



2. How do you write 'RI' (Ree) in Hiragana (Japanese Script)?

Answer =



3. How do you write 'RU' (Roo) in Hiragana (Japanese Script)?

Answer =



4. How do you write 'RE ' (Reh) in Hiragana (Japanese Script)?

Answer =

5. How do you write 'RO ' (Roh) in Hiragana (Japanese Script)?

Answer =

TEACHER USE ONLY :

WRITING)

/ 5

Hiragana needing attention(circle): RA RI RU RE RO

If all correct, no action necessary (tick)

☐

Signature _____

Date / / 20